

BROADBAND DUAL-RIDGE HORN ANTENNA

1.8 GHz TO 11.0 GHz

DRHA1800

KEY FEATURES

- Very wide bandwidth from 1.8 GHz to 11 GHz with directional radiation patterns
- VSWR typically below 2:1 with gain up to 13 dBi
- Durable all-metal design (aluminum)
- Low weight and compact size
- Professionally designed and hand-tested by engineers in the United States

DESIGN SPECIFICATIONS

- Design: Dual-Ridge Horn
- Operating Frequency: 1.8 GHz to 11.0 GHz
- Polarization: Linear (horizontal/vertical based on orientation)
- Connector: SMA Female
- Construction: Solid Aluminum
- Mounting: #1/4 in screw holes (see diagram on page 4)
- Length: 3.1 in [79 mm]
- Width: 4.2 in [106 mm]
- Height: 4.3 in [109 mm]



DRHA1800

PERFORMANCE SPECIFICATIONS

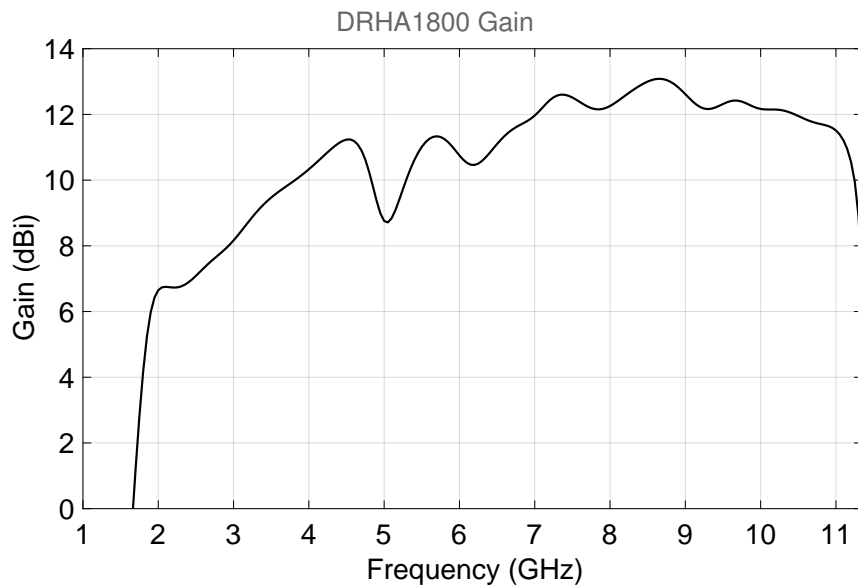
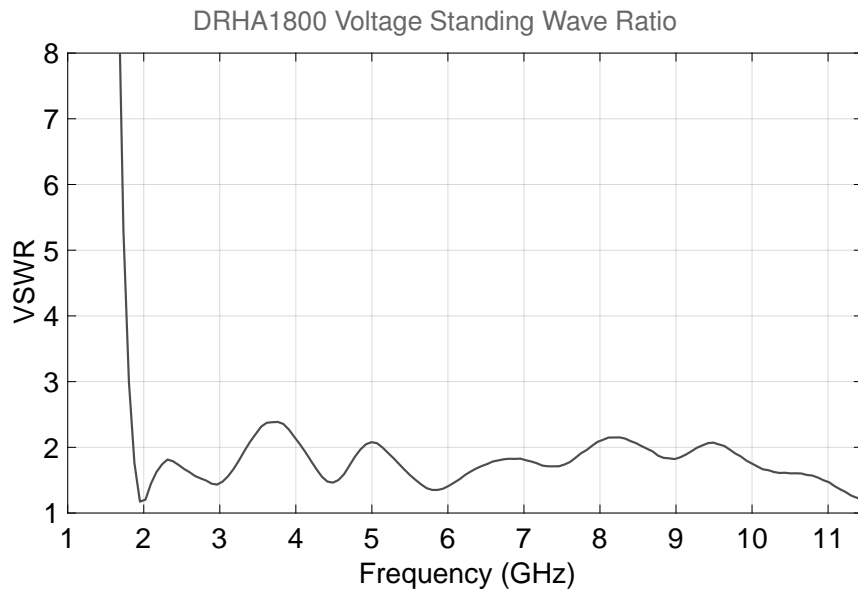
| Parameter | | Frequency | Min. | Typ. | Max. | Unit |
|-------------|---------|--------------------|--------------|------|------|------|
| VSWR | | 1.8 GHz – 2.7 GHz | 1.1 | 1.8 | 3.2 | – |
| | | 2.7 GHz – 7.0 GHz | 1.1 | 1.8 | 3.0 | |
| | | 7.0 GHz – 11.0 GHz | 1.1 | 1.7 | 3.0 | |
| Gain | | 1.8 GHz – 2.7 GHz | 5.0 | 7.0 | 9.0 | dBi |
| | | 2.7 GHz – 7.0 GHz | 6.5 | 10.0 | 13.0 | |
| | | 7.0 GHz – 11.0 GHz | 11.0 | 12.0 | 13.5 | |
| HPBW | E-Plane | 1.8 GHz – 11.0 GHz | 30 | 50 | 105 | deg. |
| | H-Plane | | 30 | 45 | 85 | |
| Input Power | | 1.8 GHz – 11.0 GHz | – | – | 10 | W |
| Impedance | | – | 50 | | | Ω |
| Connector | | – | SMA (female) | | | – |

BROADBAND DUAL-RIDGE HORN ANTENNA

1.8 GHz to 11.0 GHz

DRHA1800

TYPICAL PERFORMANCE

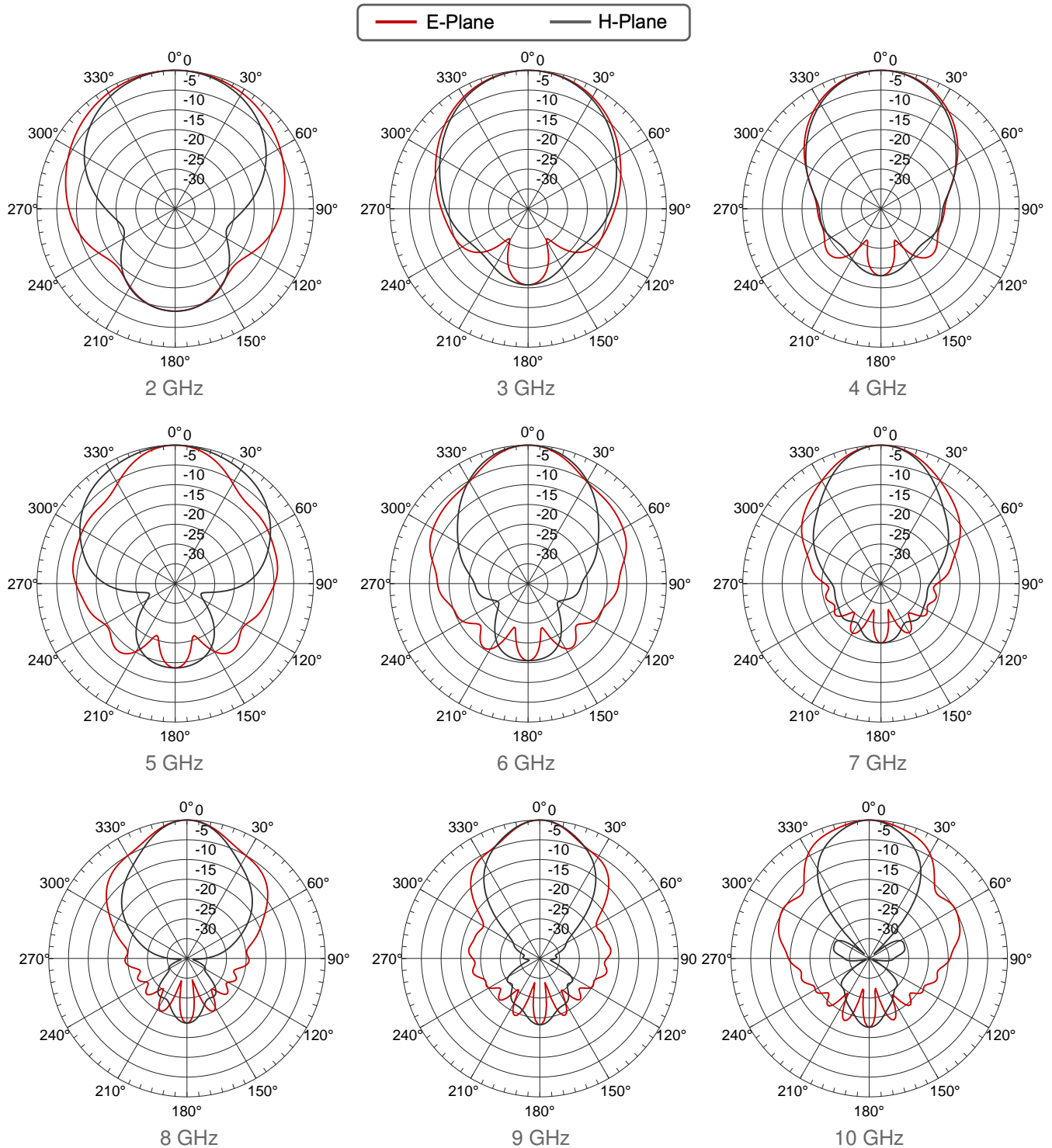


BROADBAND DUAL-RIDGE HORN ANTENNA

1.8 GHz TO 11.0 GHz

DRHA1800

TYPICAL PERFORMANCE (CONT.)

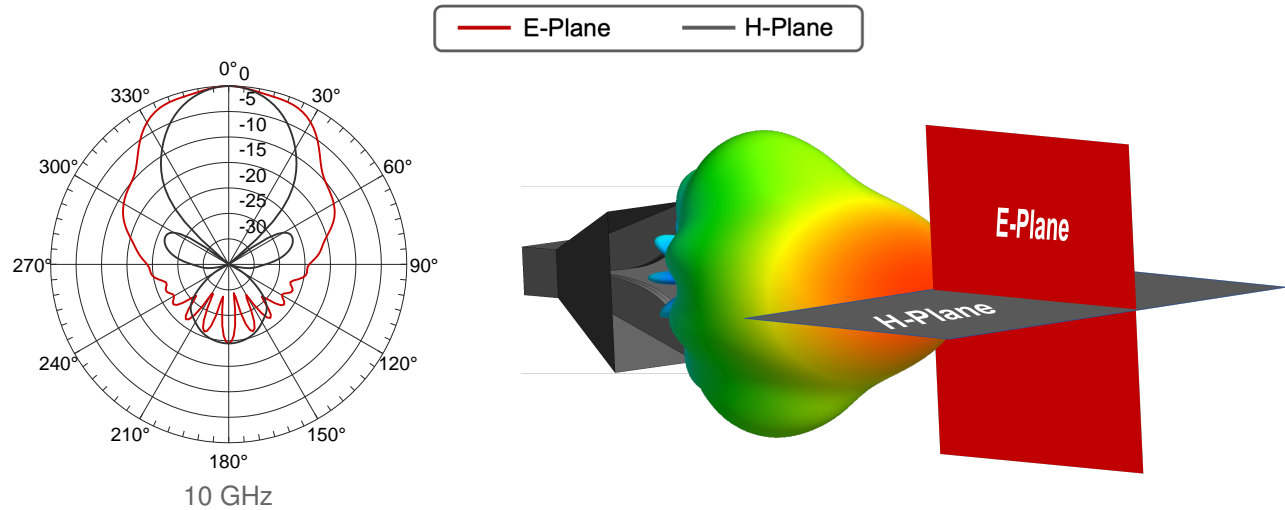


BROADBAND DUAL-RIDGE HORN ANTENNA

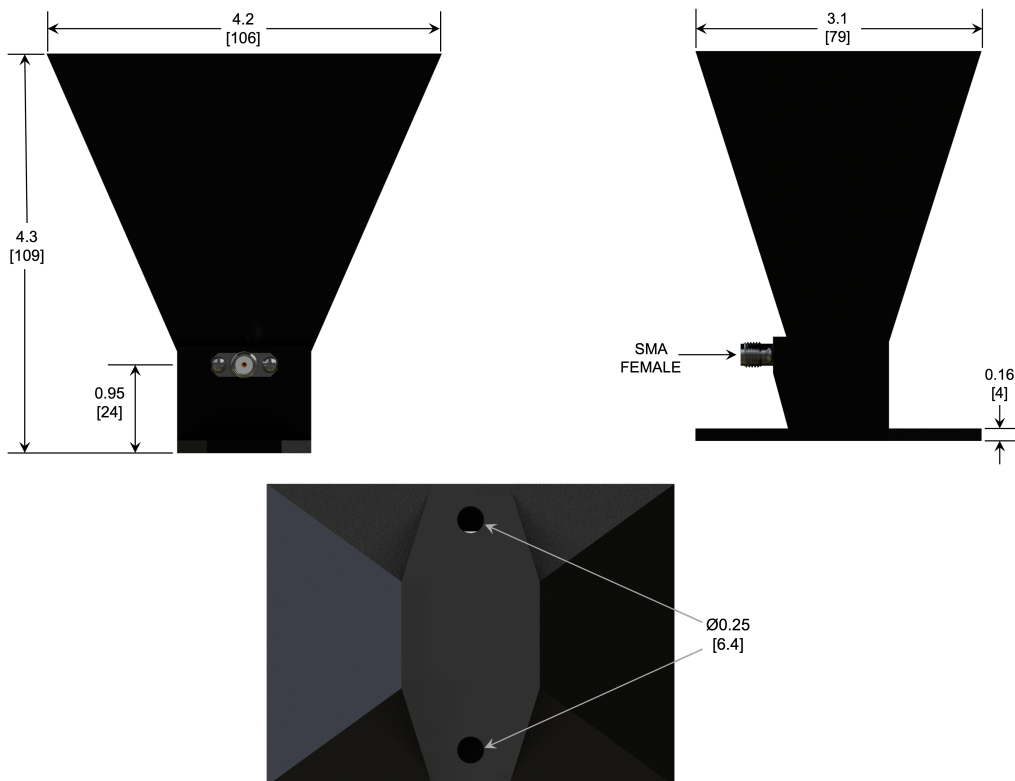
1.8 GHz to 11.0 GHz

DRHA1800

TYPICAL PERFORMANCE (CONT.)



CAD DRAWING



NOTES:

1. UNLESS OTHERWISE SPECIFIED ALL DIMENSIONS ARE NOMINAL
2. DIMENSIONS ARE IN INCHES [mm]
3. ALL SPECIFICATIONS ARE SUBJECT TO CHANGE WITHOUT NOTICE AT ANY TIME