

KU-BAND EXPONENTIALLY-TAPERED HORN ANTENNA

12.4 GHz TO 18.0 GHz

EHA-WR62

KEY FEATURES

- Ku-band exponentially-tapered horn antenna with symmetric E-plane and H-plane radiation patterns
- Gain from 12 dBi to 15 dBi across the Ku-band
- Designed to minimize VSWR
- Durable all-metal body (aluminum)
- Professionally designed and hand-tested by engineers in the United States

DESIGN SPECIFICATIONS

- Design: Exponentially-Tapered Horn Antenna
- Operating Frequency: 12.4 GHz to 18.0 GHz
- Polarization: Linear (horizontal/vertical based on orientation)
- Waveguide Size: WR-62
- Flange: UG-1665/U
- Body Material and Plating: Aluminum Alloy, Paint
- Length: 1.8 in [45.7 mm]
- Width: 1.31 in [33.3 mm]
- Height: 2.0 in [50.8 mm]



EHA-WR62

PERFORMANCE SPECIFICATIONS

Parameter		Frequency	Min.	Typ.	Max.	Unit
VSWR ¹		12.4 GHz – 18.0 GHz	–	1.3	2.0	–
Gain		12.4 GHz – 18.0 GHz	12.0	14.0	16.0	dBi
HPBW	E-Plane	12.4 GHz – 18.0 GHz	30	38	45	deg.
	H-Plane		30	38	46	
Impedance		–	50			Ω
Connector		–	WR-62 UG-1665/U			–

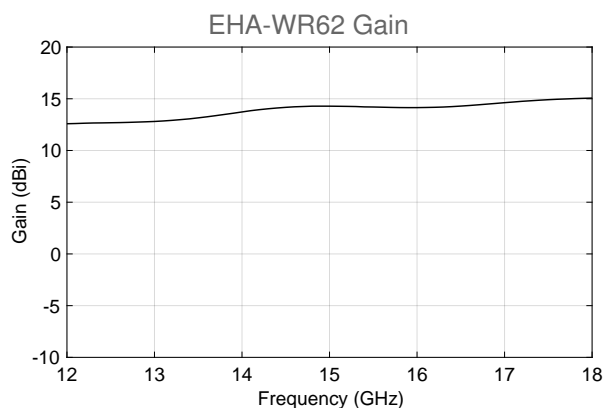
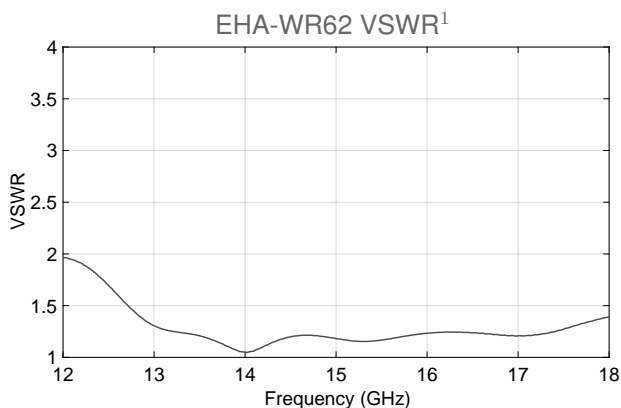
¹ Specification when using the AntenX SMA-WR62 coax to waveguide adapter.

KU-BAND EXPONENTIALLY-TAPERED HORN ANTENNA

12.4 GHz TO 18.0 GHz

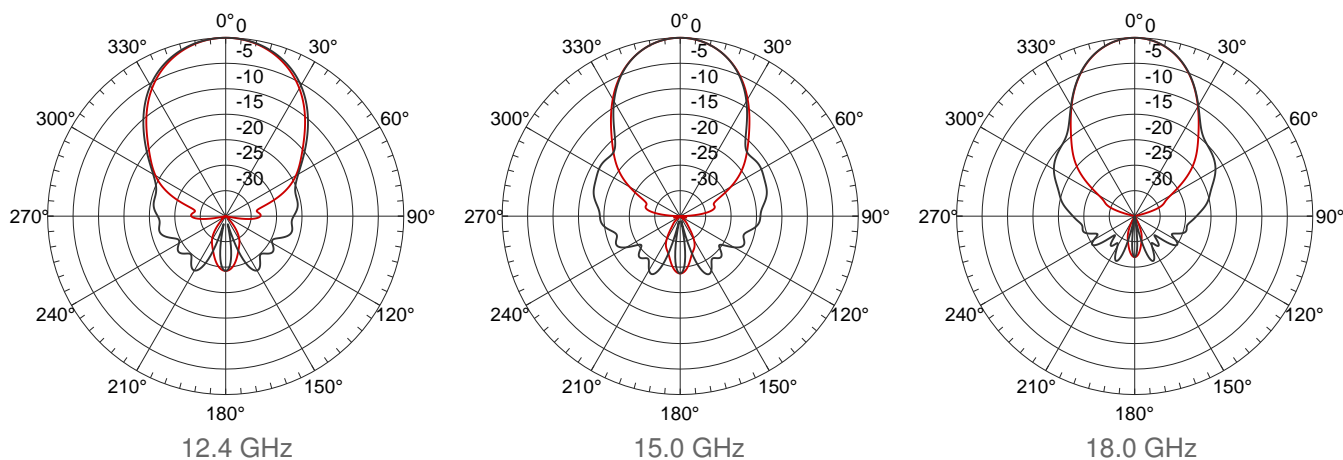
EHA-WR62

TYPICAL PERFORMANCE

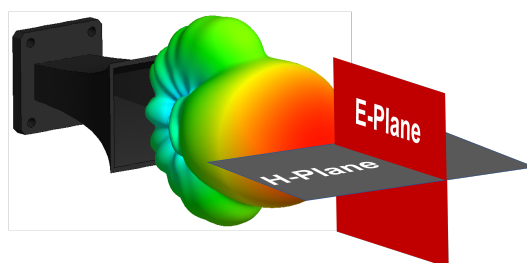


¹ Measured using an AntenX SMA-WR62 coax to waveguide adapter

EHA-WR62 Normalized Radiation Patterns



— E-Plane — H-Plane

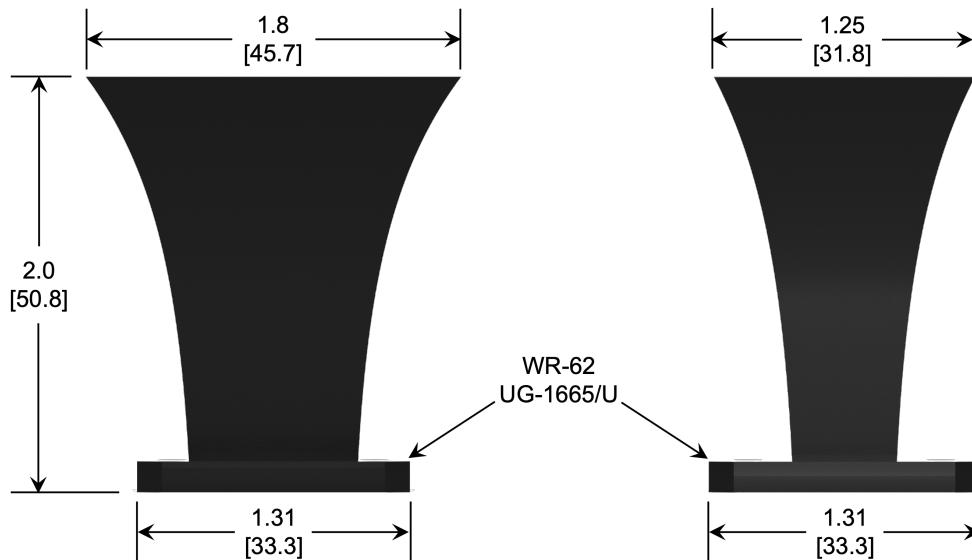


KU-BAND EXPONENTIALLY-TAPERED HORN ANTENNA

12.4 GHz TO 18.0 GHz

EHA-WR62

CAD DRAWING



NOTES:

1. UNLESS OTHERWISE SPECIFIED ALL DIMENSIONS ARE NOMINAL
2. DIMENSIONS ARE IN INCHES [mm]
3. ALL SPECIFICATIONS ARE SUBJECT TO CHANGE WITHOUT NOTICE AT ANY TIME